

# GIFT OF SONG BOX

**CHECK OUT THE PAPER GIRLS SHOW'S EPISODE 7 "DEV-ASTATED BY FAME" TO LEARN ABOUT OTHER WAYS TO MAKE MUSIC.**

It's the season of winter holidays! Many people give each other gifts, either as part of a religious celebration, or just for fun.

Gifts can be toys and games, but they can also be experiences, too. Songs are a great experiential gift because they show that you put time and care into writing something for the person getting the gift.




Give a **GIFT OF SONG BOX** to a friend or relative you care about. First, make the box. Then draft your song and write it in the box. An easy way to write a song is to make a parody, or silly version, to the tune of another song you know. When you give the gift to them, you can sing the song and encourage others to sing with you!

# INSTRUCTIONS


1. Fold a sheet of **CARDSTOCK** in half.



2. Fold it in half again. Unfold.



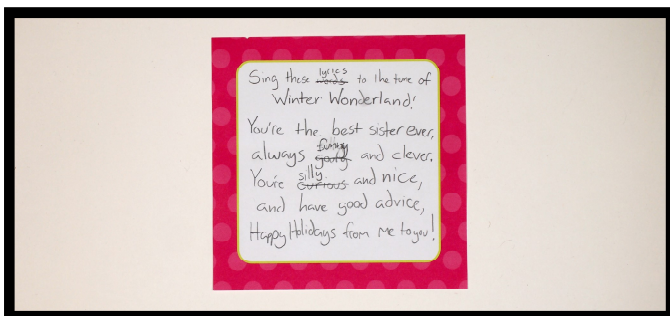
3. Fold the long sides in toward the middle. Unfold.



4. Cut along the fold lines, as shown.



5. Draft a parody of a holiday song on a piece of scrap paper.



6. Write the final song and instructions on the inner panels. Decorate both sides.



# INSTRUCTIONS

7. Bring the two short sides of the sheet together, and press the outer panels down to form a box. Tie it closed with a **STRING** or **RIBBON**.



## HELP FROM AN INSPO-BUDDY!

Reese helped Caily's little sister Edie write the song below. You can change out the outlined words to fit the person you're giving it to!

Sing these lyrics to the tune of Winter Wonderland!

You're the **BEST SISTER** ever,  
always **FUNNY** and clever.  
You're **SILLY** and **NICE**,  
and have good advice,  
**HAPPY HOLIDAYS** from me to you!

