


IDEA ENVISIONER

DRAW YOUR IMAGINATION INTO REALITY!



As you play in parks, walk down the street, or look at where you live, you might think to yourself, “It would be cool if there was something new there”.

Perhaps you imagine a slide coming out of your house, or an ice cream cart along the street, or a carnivorous plant garden in the park.

www.papergirls.com

 ThePaperGirlsShow

 @papergirlstv

**CHECK OUT THE PAPER GIRLS SHOW'S
EPISODE 8 “NOT REMOTELY FUNNY”
TO SEE INVENTIONS TO ENVISION!**



Using your imagination to see an idea is often the first step towards making something real! But it can be hard to show others what's in your head. The **IDEA ENVISIONER** is a tool that can help with that!


Using an erasable marker, draw your idea on the plastic, hold your drawing up to the place you want to see your idea, and invite other people to take a look. When you're done, use a damp paper towel to erase your drawing.

INSTRUCTIONS

1. Trace a **PLASTIC LID** on a sheet of **CARDBOARD**.




2. Draw a line inside of the first line.



3. Carefully cut along the lines.



4. **GLUE** the plastic lid to the cardboard frame.



BE PREPARED TO SHARE!
If you really want to bring your ideas to life, share them with people: your friends, your school, your family, your local government. Change is more likely to happen when people talk about what's important to them.