

Christmas Tree



The ornate tree is a popular tradition related to the celebration of Christmas. It is not clear whether the idea first arose in Estonia (1441), Latvia (1510) or Germany (16th century).

The Christmas tree, however, would only become popular in the 19th century, when Queen Victoria of England adopted this ornament. There is a period print that shows the British Royal Family around a tree similar to the ones we have today. As she was very popular among her subjects, everyone wished to have a tree like the Queen's. And that is how it became fashionable in all English-speaking countries, reaching the United States as well.

By always remaining green and never losing its leaves, the pine tree has become a symbol of life.

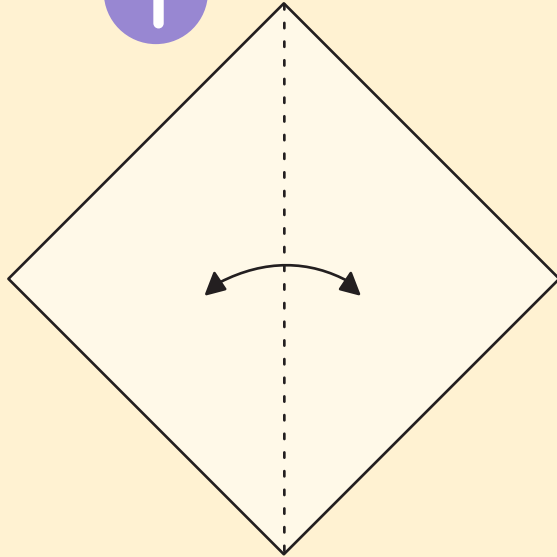
Origami (traditional). Steps and text: Rita Foelker
Ages: 6+

www.PaperGirls.com
www.PaperGirls.com/Origami
Social: @papergirlstv

Christmas Tree Instructions

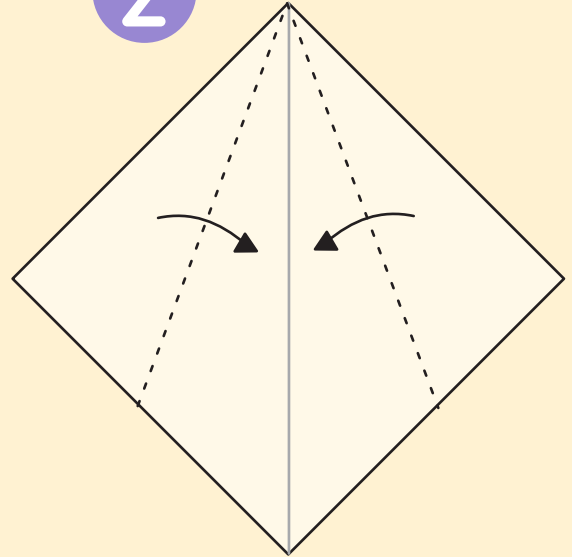
USE A SQUARE OF PAPER

1



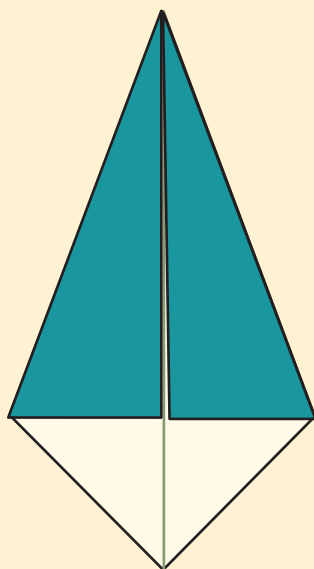
1. Crease in the middle, joining corner to corner. Unfold.

2



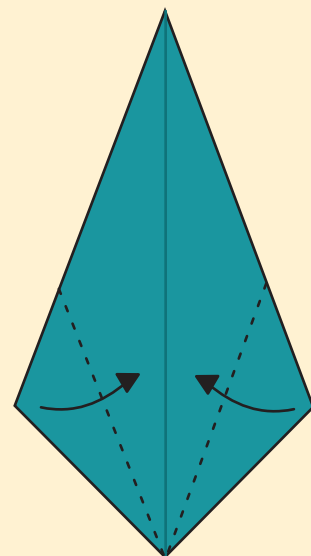
2. Fold the top two sides to the center.

3



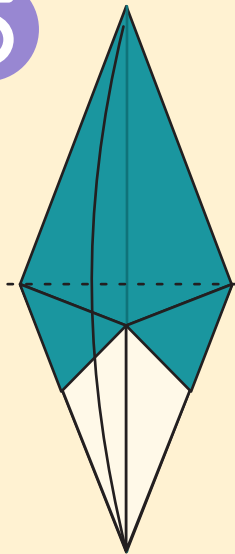
3. The result will be this.
Turn over.

4



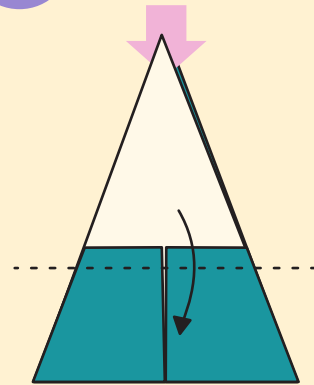
4. Fold the lower sides to the center.

5



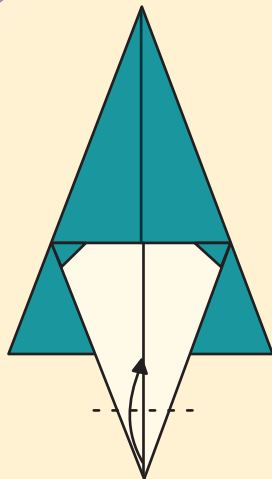
5. Fold in half.

6

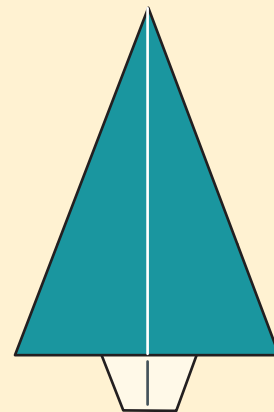


6. Fold the front flap down where indicated.

7



7. Fold the bottom end up. Turn over.



Ready!
Now you can color and decorate it!